


Human Journals

Review Article


April 2022 Vol.:21, Issue:2

© All rights are reserved by Shelar Uttam B. et al.

Review on Antimicrobial Activity of Oxadiazole



IJSRM
INTERNATIONAL JOURNAL OF SCIENCE AND RESEARCH METHODOLOGY
An Official Publication of Human Journals



**Shelar Uttam B.*, Thorve Sandip S., Bhagat
Shashikant N.**

*P.G. Department of Chemistry, Shri Shiv Chhatrapati
College Junnar, Pune, Maharashtra, India – 410 502.*

Submitted: 25 March 2022
Accepted: 31 March 2022
Published: 30 April 2022

Keywords: Oxadiazole, antimicrobial, 1,2,4 oxadiazole and 1,3,4 oxadiazole

ABSTRACT

Oxadiazole is a five-member heterocyclic system containing two nitrogen and one oxygen atom. Oxadiazole is known for its synthetic and biological applications. Oxadiazole compounds are known for their various biological activities like anticancer, anti-inflammatory, antiviral and antimicrobial, so here we are reporting a review on the antimicrobial property of some Oxadiazole derivatives.



www.ijsrm.humanjournals.com

INTRODUCTION

Oxadiazole is a five-member heterocyclic system containing two nitrogen and one oxygen atom. Oxadiazole is known for its synthetic and biological applications. Oxadiazole compounds are known for their various biological activities like anticancer, anti-inflammatory, antiviral and antimicrobial. Oxadiazole was found to exist in four different isomeric forms as 1, 2, 3-Oxadiazole, 1, 2, 4-Oxadiazole, 1, 2, 5-Oxadiazole, 1, 3, 4-Oxadiazole. 1,2,3 –Oxadiazole and 1,2,5 oxadiazole and their derivatives are having relatively less biological activity than the other 1, 2, 4-Oxadiazole and 1, 3, 4-Oxadiazole. Due to this, number of researchers are focused on 1, 2, 4-Oxadiazole and 1, 3, 4-Oxadiazole for the development of potent bioactive compounds. All the four isomeric forms of oxadiazole are shown in figure no 1.

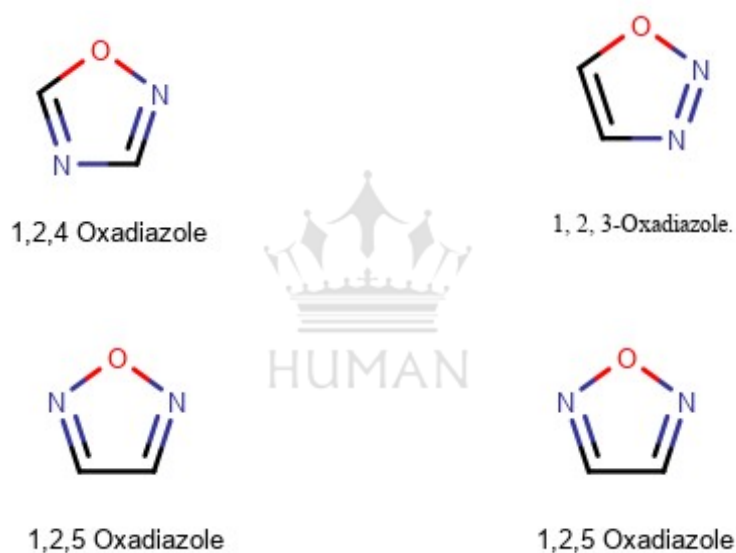
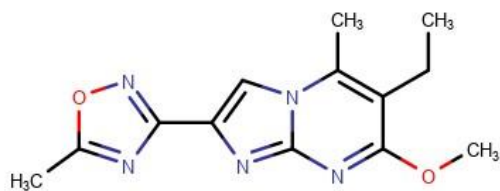
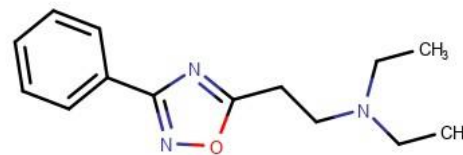


Figure no 1: Isomeric Forms of Oxadiazole

Oxadiazole is found to possess many pharmacological properties like antiviral, anticancer, anti-inflammatory and many more. Many therapeutic agents found to contain oxadiazole nucleus like Furamizole (Antimicrobial), Oxolamine (cough suppressant), Raltegravir (antiviral), Zibotentan (anticancer), Ataluren (Treatment of Duchenne muscular dystrophy), Nesapidil (anti-arrhythmic), Tiodazosin (antihypertensive agent), Fasiplon (anxiolytic) as shown in figure no 2.



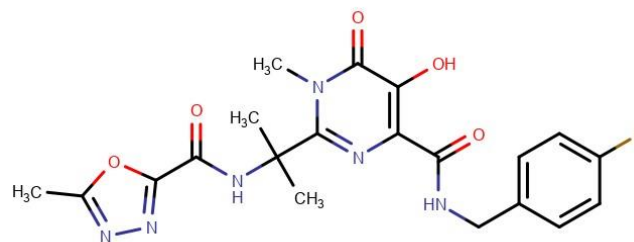
Fasiplon



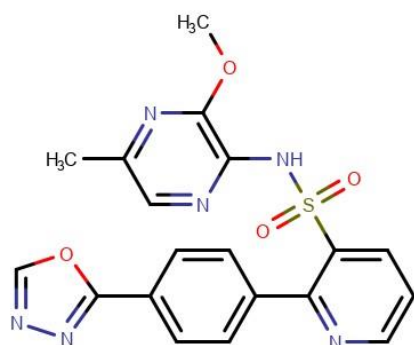
Oxolamine



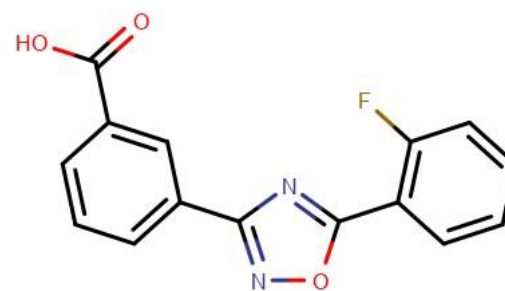
Furamizole



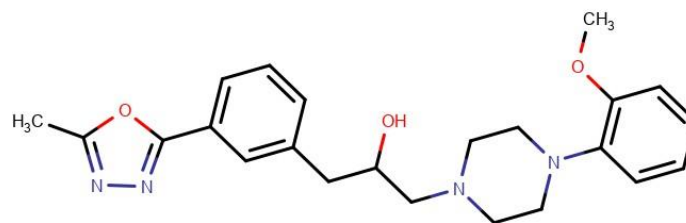
Raltegravir



Zibotentan



Ataluren



Nesapidil

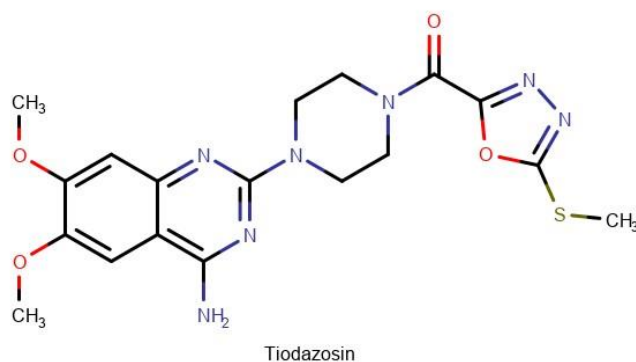
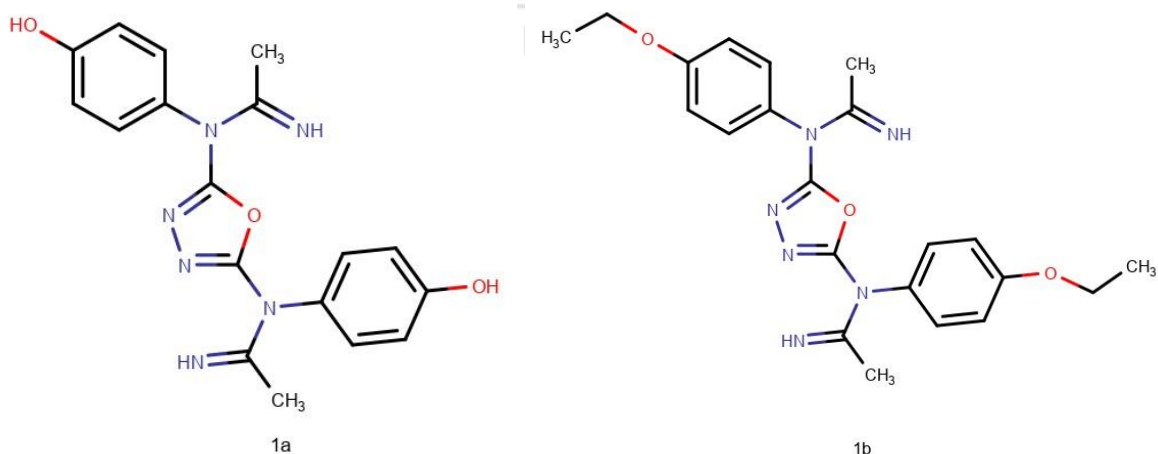


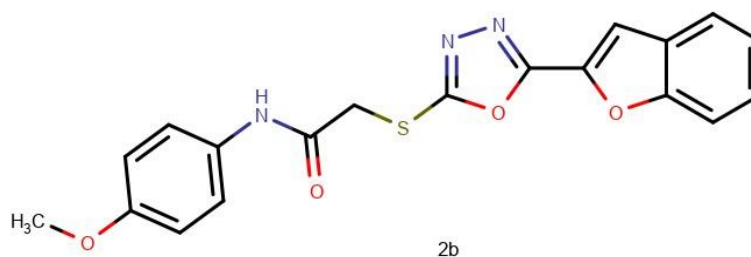
Figure no 2: Oxadiazole nucleus containing therapeutic agents

The number of Oxadiazole derivatives with potent antimicrobial activity has been reported. Here we have summarized some antimicrobial applications of the Oxadiazole.

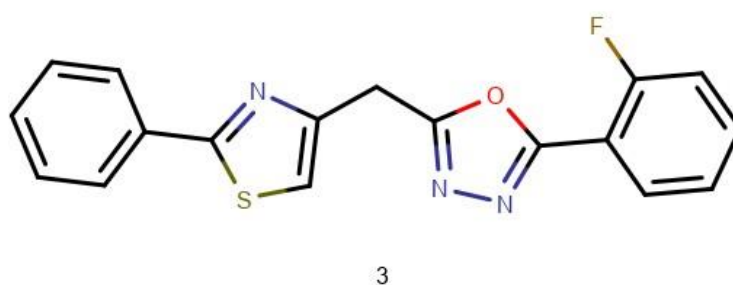
Samarat et. al. (2019) reported the antimicrobial activity of novel symmetrical 2,5-difunctionalized 1,3,4-oxadiazoles. N,N'-(1,3,4-Oxadiazole-2,5-diyl)bis(N-(4-hydroxyphenyl)acetimidamide) (1a) and N,N'-(4-Ethoxyphenyl)bis (acetimidoyl)amino-1,3,4-oxadiazol-2-yl-acetamide(1b) are two potent compounds observed in the series.



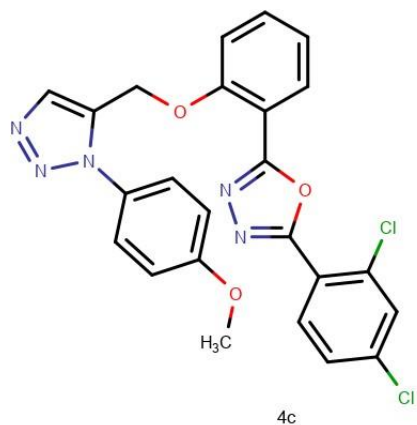
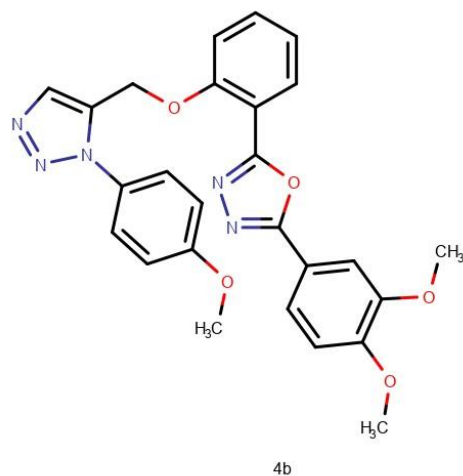
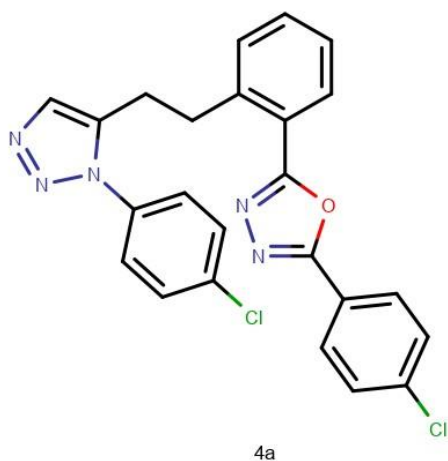
Fawad Zahoor et. al. (2019) reported the synthesis and Laccase Catalysis effect of Novel Benzofuran–Oxadiazole and their antimicrobial activity. 2-((5-Benzofuran-2-yl)-1,3,4-oxadiazol-2-yl)thio)-N-(3-chlorophenyl)acetamide (2a) and 2-((5-(Benzofuran-2-yl)-1,3,4-oxadiazol-2-yl)thio)-N-(4-methoxyphenyl)acetamide (2b) are the potent compounds observed in the series.



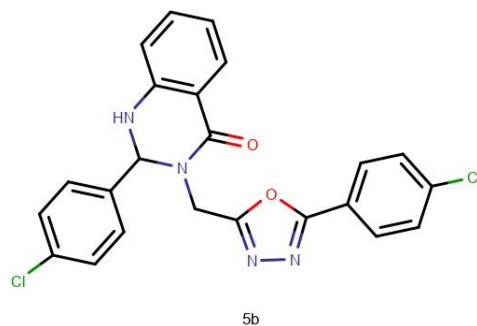
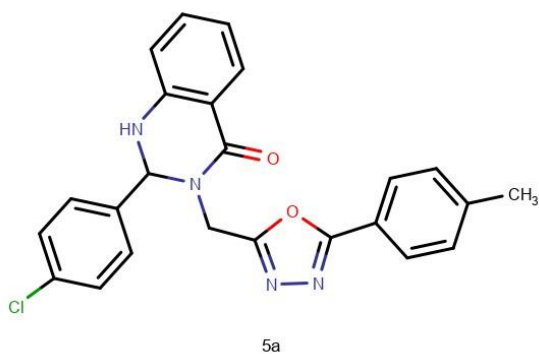
Mhaske et. al. (2016) reported antimicrobial activity of 2-Aryl-5-((2-arylthiazol-4-yl) methyl)-1,3,4-oxadiazole derivatives and 2-(2-Fluorophenyl)-5-((2-phenylthiazol-4-yl)methyl)-1,3,4-oxadiazole(3) is one of the potent derivatives generated from the synthesized series.



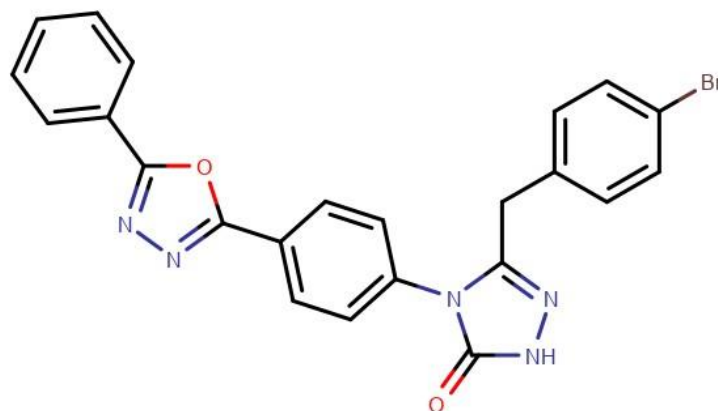
Antimicrobial Triazole conjugated novel 2,5-diaryl substituted 1,3,4- oxadiazoles derivatives have been developed by Atcha et. al. (2020). Results indicated 2-(4-Chlorophenyl)-5-(2-(2-(1-(4-chlorophenyl)-1H-1,2,3-triazol-5-yl)ethyl)phenyl)-1,3,4-oxadiazole (4a), 2-(3,4-Dimethoxyphenyl)-5-(2-((1-(4-methoxyphenyl)-1H-1,2,3-triazol-5-yl)methoxy)phenyl)-1,3,4-oxadiazole (4b) and (2-(2,4-Dichlorophenyl)-5-(2-((1-(4-methoxyphenyl)-1H-1,2,3-triazol-5-yl)methoxy)phenyl)-1,3,4-oxadiazole (4c) was found to be lead compounds.



Romdhane et. al.(2020) reported the development of 1,3,4-oxadiazole linked benzopyrimidinones conjugates as antimicrobial, 2-(4-chlorophenyl)-3-[[5-(4-methylphenyl)-1,3,4-oxadiazol-2-yl]methyl]-1,2,3,4-tetrahydroquinazolin-4-one (5a) is the promising antimicrobial agent.

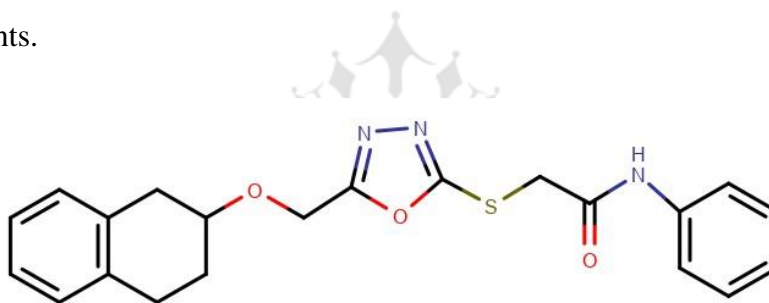


Süleymanoğlu et. al. (2020) reported development of the 5-(4-Bromobenzyl)-4-(4-(5-phenyl-1,3,4-oxadiazole-2-yl)phenyl)-2,4-dihydro-3H-1,2,4-triazole-3-one as antimicrobial agents.



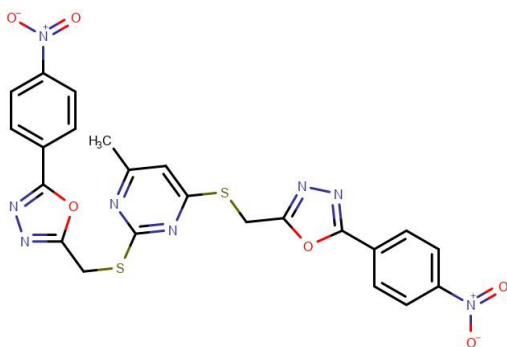
6

Patel et. al. (2018) reported the development of Quinoxaline-Oxadiazole hybrids (7) as antimicrobial agents.



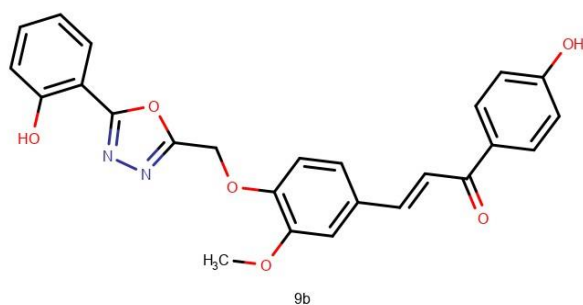
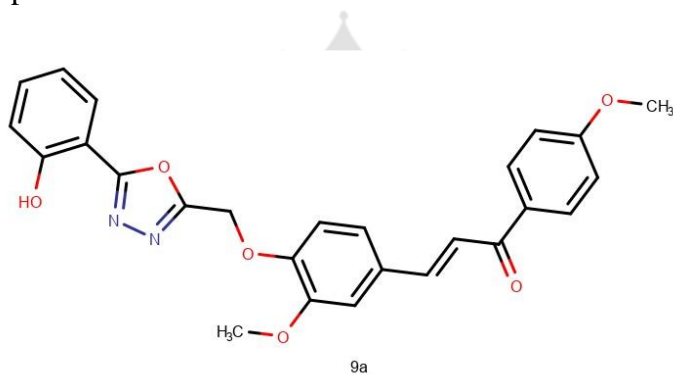
7

Padmaja et. al.(2017) developed substituted pyrimidinyl 1,3,4-oxadiazoles as antimicrobial agents. 4-methyl-2,6-bis({[5-(4-nitrophenyl)-1,3,4-oxadiazol-2-yl]methyl}sulfanyl)pyrimidine (8) found to be active derivative.



8

Afroz Bakht et. al. (2010) reported molecular properties and antimicrobial activity of some oxadiazole derivative. (E)-3-(4-((5-(2-hydroxyphenyl)-1,3,4-oxadiazol-2-yl)methoxy)-3-methoxyphenyl)-1-(4-methoxyphenyl)prop-2-en-1-one (9a) and (E)-3-(4-((5-(2-hydroxyphenyl)-1,3,4-oxadiazol-2-yl)methoxy)-3-methoxy phenyl)-1-(4-hydroxyphenyl)prop-2-en-1-one (9b) found to be active compounds.



SUMMARY:

Oxadiazole is another promising heterocyclic agent utilized for various biological activities. A number of Oxadiazole compounds had shown antimicrobial activity, so Oxadiazole can be attractive heterocycles for antimicrobial development.

REFERENCES:

1. Abu-Hashem AA (2021) Synthesis and antimicrobial activity of new 1,2,4-triazole, 1,3,4-oxadiazole, 1,3,4-thiadiazole, thiopyrane, thiazolidinone, and azepine derivatives
2. Aiswarya G, Aiswarya G, Divekar K (2021) A Review on Synthesis of Various Oxadiazole Derivatives Applying Green Chemistry Methods. 13:108–131
3. Ali AA, Soliman MA, Aouad MR, et al (2019) Synthesis, Characterization, and Antimicrobial Screening of Novel 1,2,4-Triazoles, 1,3,4-Thiadiazoles, and 1,3,4-Oxadiazoles Bearing the Indole Moiety. *Org Prep Proced Int* 51:270–286. doi: 10.1080/00304948.2019.1599791
4. Bakht MA, Yar MS, Abdel-Hamid SG, et al (2010) Molecular properties prediction, synthesis and antimicrobial activity of some newer oxadiazole derivatives. *Eur J Med Chem* 45:5862–5869. doi: 10.1016/j.ejmech.2010.07.069
5. Bitla S, Sagurthi SR, Dhanavath R, Atcha R., et al (2020) Design and synthesis of triazole conjugated novel 2,5-diaryl substituted 1,3,4-oxadiazoles as potential antimicrobial and anti-fungal agents. *J Mol Struct* 1220:128705. doi: 10.1016/j.molstruc.2020.128705
6. Chortani S, Edziri H, Manachou M, Romdhane A., et al (2020) Novel 1,3,4-oxadiazole linked benzopyrimidinones conjugates: Synthesis, DFT study and antimicrobial evaluation. *Journal of Molecular Structure* (2020), doi: <https://doi.org/10.1016/j.molstruc.2020.128357>.
7. Desai NC, Bhatt N, Somani H, Trivedi A (2013) *European Journal of Medicinal Chemistry* Synthesis , antimicrobial and cytotoxic activities of some novel thiazole clubbed 1 , 3 , 4-oxadiazoles. *Eur J Med Chem* 67:54–59. doi: 10.1016/j.ejmech.2013.06.029
8. Faiz S, Zahoor AF, Ajmal M, et al (2019) Design, Synthesis, Antimicrobial Evaluation, and Laccase Catalysis Effect of Novel Benzofuran–Oxadiazole and Benzofuran–Triazole Hybrids. *J Heterocycl Chem* 56:2839–2852. doi: 10.1002/jhet.3674
9. Hkiri S, Hafidh A, Cavalier JF, Samarat A., et al (2020) Design, synthesis, antimicrobial evaluation, and molecular docking studies of novel symmetrical 2,5-difunctionalized 1,3,4-oxadiazoles. *J Heterocycl Chem* 57:1044–1054. doi: 10.1002/jhet.3837
10. Klenc J, Raux E, Barnes S, et al (2009) Synthesis of 4-Substituted 2- (4-Methylpiperazino) pyrimidines and Quinazoline Analogs as Serotonin 5-HT 2A Receptor Ligands. *J Heterocycl Chem* 46:1259–1265. doi: 10.1002/jhet
11. Madhu Sekhar M, Nagarjuna U, Padmavathi V, Padmaja A., et al (2017) Synthesis and antimicrobial activity of pyrimidinyl 1,3,4-oxadiazoles, 1,3,4-thiadiazoles and 1,2,4-triazoles. *Eur J Med Chem* 145:1–10. doi: 10.1016/j.ejmech.2017.12.067
12. Malladi S, Isloor AM, Peethambar SK, Fun HK (2014) Synthesis and biological evaluation of newer analogues of 2,5-disubstituted 1,3,4-oxadiazole containing pyrazole moiety as antimicrobial agents. *Arab J Chem* 7:1185–1191. doi: 10.1016/j.arabjc.2013.12.020
13. Munikrishnappa CS, Suresh Kumar GV, Bhandare RR, et al (2022) Multistep synthesis and screening of heterocyclic tetrads containing furan, pyrazoline, thiazole and triazole (or oxadiazole) as antimicrobial and anticancer agents. *J Saudi Chem Soc* 26:101447. doi: 10.1016/j.jscs.2022.101447

14. Padmavathi V, Sudhakar Reddy G, Padmaja A, et al (2009) Synthesis, antimicrobial and cytotoxic activities of 1,3,4-oxadiazoles, 1,3,4-thiadiazoles and 1,2,4-triazoles. *Eur J Med Chem* 44:2106–2112. doi: 10.1016/j.ejmech.2008.10.012
15. Padmavathi V, Sudhakar Reddy G, Padmaja A, et al (2009) Synthesis, antimicrobial and cytotoxic activities of 1,3,4-oxadiazoles, 1,3,4-thiadiazoles and 1,2,4-triazoles. *Eur J Med Chem* 44:2106–2112. doi: 10.1016/j.ejmech.2008.10.012
16. Patel NB, Patel JN, Purohit AC, et al (2017) In vitro and in vivo assessment of newer quinoxaline–oxadiazole hybrids as antimicrobial and antiprotozoal agents. *Int J Antimicrob Agents* 50:413–418. doi: 10.1016/j.ijantimicag.2017.04.016
17. Rane RA, Gutte SD, Sahu NU (2012) Synthesis and evaluation of novel 1,3,4-oxadiazole derivatives of marine bromopyrrole alkaloids as antimicrobial agent. *Bioorganic Med Chem Lett* 22:6429–6432. doi: 10.1016/j.bmcl.2012.08.061
18. Thakkar SS, Thakor P, Doshi H, Ray A (2017) 1,2,4-Triazole and 1,3,4-oxadiazole analogues: Synthesis, MO studies, in silico molecular docking studies, antimalarial as DHFR inhibitor and antimicrobial activities. *Bioorganic Med Chem* 25:4064–4075. doi: 10.1016/j.bmc.2017.05.054
19. Ustabaş R, Süleymanoğlu N, Ünver Y, Direkel Ş (2020) 5-(4-Bromobenzyl)-4-(4-(5-phenyl-1,3,4-oxadiazole-2-yl)phenyl)-2,4-dihydro-3H-1,2,4-triazole-3-one: Synthesis, characterization, DFT study and antimicrobial activity. *J Mol Struct* 1214:128217. doi: 10.1016/j.molstruc.2020.128217
20. Zabiulla, Nagesh Khadri MJ, Bushra Begum A, et al (2020) Synthesis, docking and biological evaluation of thiadiazole and oxadiazole derivatives as antimicrobial and antioxidant agents. *Results Chem* 2:100045. doi: 10.1016/j.rechem.2020.100045
21. Mhaske P, Shelke S, Bhoje M, Bobade V. (2016) Synthesis and Antimicrobial Screening of 2-Aryl-5-((2-arylthiazol-4-yl) methyl)-1,3,4-oxadiazole Derivatives *Journal of Heterocyclic Chemistry* DOI 10.1002/jhet

